

CONTHOS 3 TCD – Process Gas Analyzer Application Questionnaire

Contact details

Company:	<input type="checkbox"/> System builder / Reseller <input type="checkbox"/> End user
Name:	
Dept.:	
Address:	
Country:	
E-mail:	Phone:
Website:	

Type of sample gas / application

<input type="checkbox"/> Biogas	<input type="checkbox"/> Metallurgy	<input type="checkbox"/> Synthesis gas	<input type="checkbox"/> Refinery
<input type="checkbox"/> Chemical	<input type="checkbox"/> Gas production	<input type="checkbox"/> Petrochemical	<input type="checkbox"/> Institute / University
other:			

Installation site

Note: CONTHOS gas analyzers are intended for indoor use only.




	min	max	units
Ambient temp. at location			
Sample gas dew point			
Sample gas pressure			
Sample gas temperature			

Gas composition and characteristics

Please list all relevant gases - including N₂. Please be sure to list O₂ or air if it can also be present in the sample gas during measuring operation – especially together with H₂ or other flammable gases.

	Component	min. (vol.%)	normal (vol.%)	max. (vol.%)	Measured component ?
1.					<input type="checkbox"/>
2.					<input type="checkbox"/>
3.					<input type="checkbox"/>
4.					<input type="checkbox"/>
5.					<input type="checkbox"/>
6.					<input type="checkbox"/>
7.					<input type="checkbox"/>
8.					<input type="checkbox"/>

CONTHOS 3 TCD analyzer version

	CONTHOS 3E TCD	CONTHOS 3F TCD	CONTHOS 3F Ex p TCD ATEX compliant Ex p system
Housing version	 <input type="checkbox"/> 19" rack housing	 <input type="checkbox"/> Field housing	 <input type="checkbox"/> Field housing for Ex Zones 1 and 2
Sample gas connectors	<input type="checkbox"/> for tubing ϕ 6mm <input type="checkbox"/> for tubing ϕ 1/4" <input type="checkbox"/> NPT-1/4" female	<input type="checkbox"/> for tubing ϕ 6mm <input type="checkbox"/> for tubing ϕ 1/4"	Standard: for tubing ϕ 6mm
Housing purge connectors		<input type="checkbox"/> for tubing ϕ 6mm <input type="checkbox"/> for tubing ϕ 1/4"	Inlet: G 3/8"-female Outlet: G 1"-female

Desired CONTHOS TCD measuring range(s)

The CONTHOS can be configured with up to 3 linearized, independently configurable, switchable ranges.

	Measured component	Begin of range	End of range	Units (vol.% or ppm)
Range 1			to	
Range 2			to	
Range 3			to	

Interface expansion options

Digital I/O expansion module
 Serial interface (RS485 with Modbus RTU)

Comments